Hi-MO 7

LR8-66HGD

595~625M

- High-performance PV modules for utility power plants
- Advanced HPDC cell technology delivers superior module efficiency and power
- High bifaciality and excellent power temperature coefficient achieves high energy yield
- LONGi lifecycle quality ensures long-term performance



12 12-year Warranty for Materials and Processing

30 30-year Warranty for Extra Linear Power Output

Complete System and Product Certifications

IEC 61215, IEC 61730, UL 61730

ISO9001:2015: ISO Quality Management System

ISO14001: 2015: ISO Environment Management System

ISO45001: 2018: Occupational Health and Safety

IEC62941: Guideline for module design qualification and type approval

LONGi

Hi-MO 7

LR8-66HGD 595~625M

23.1%	0~3%	<1%	0.4%	HALF-CELL
MAX MODULE EFFICIENCY	POWER TOLERANCE	FIRST YEAR POWER DEGRADATION	YEAR 2-30 POWER DEGRADATION	Lower operating temperature

Additional Value

30-Year Power Warranty

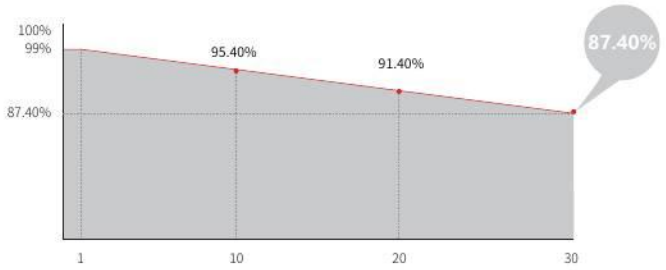



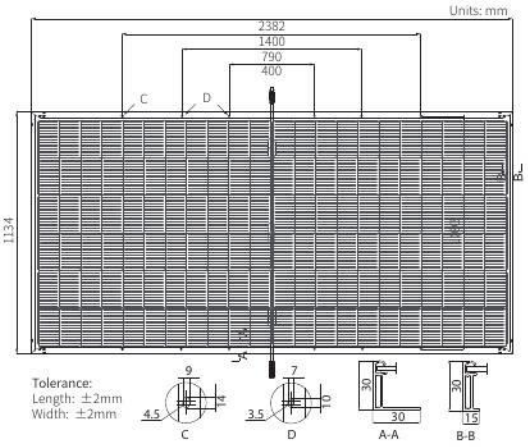

Mechanical Parameters

Cell Orientation	132 (6×22)
Junction Box	IP68, three diodes
Output Cable	4mm², +400, -200mm/±1400mm length can be customized
Glass	Dual glass, 2.0+2.0mm heat strengthened glass
Frame	Anodized aluminum alloy frame
Weight	33.5kg
Dimension	2382×1134×30mm
Packaging	36pcs per pallet / 144pcs per 20' GP / 720pcs or 576pcs (only for USA) per 40' HC

Electrical Characteristics

STC : AM1.5 1000W/m² 25°C NOCT : AM1.5 800W/m² 20°C 1.0 m/s Test uncertainty for Pmax: ±3%

Module Type	LR8-66HGD-595M		LR8-66HGD-600M		LR8-66HGD-605M		LR8-66HGD-610M		LR8-66HGD-615M		LR8-66HGD-620M		LR8-66HGD-625M	
Testing Condition	STC	NOCT	STC	NOCT	STC	NOCT	STC	NOCT	STC	NOCT	STC	NOCT	STC	NOCT
Maximum Power (Pmax/W)	595	452.9	600	456.7	605	460.5	610	464.3	615	468.1	620	471.9	625	475.8
Open Circuit Voltage (Voc/V)	47.78	45.41	47.98	45.60	48.18	45.79	48.38	45.98	48.58	46.17	48.78	46.36	48.98	46.55
Short Circuit Current (Isc/A)	15.80	12.69	15.85	12.73	15.90	12.77	15.95	12.81	16.00	12.85	16.05	12.89	16.10	12.93
Voltage at Maximum Power (Vmp/V)	39.91	37.93	40.11	38.12	40.31	38.31	40.51	38.50	40.71	38.69	40.91	38.88	41.11	39.07
Current at Maximum Power (Imp/A)	14.91	11.94	14.96	11.98	15.01	12.02	15.06	12.06	15.11	12.10	15.16	12.14	15.21	12.18
Module Efficiency(%)	22.0		22.2		22.4		22.6		22.8		23.0		23.1	

Electrical characteristics with different rear side power gain (reference to 610W front)

Pmax /W	Voc/V	Isc /A	Vmp/V	Imp /A	Pmax gain
641	48.38	16.75	40.51	15.81	5%
671	48.38	17.55	40.51	16.57	10%
703	48.48	18.34	40.61	17.32	15%
734	48.48	19.14	40.61	18.07	20%
764	48.48	19.94	40.61	18.82	25%

Operating Parameters

Operational Temperature	-40°C ~ +85°C
Power Output Tolerance	0 ~ 3%
Maximum System Voltage	DC1500V (IEC/UL)
Maximum Series Fuse Rating	35A
Nominal Operating Cell Temperature	45±2°C
Protection Class	Class II
Bifaciality	80±5%
Fire Rating	UL type 29 IEC Class C

Mechanical Loading

Front Side Maximum Static Loading	5400Pa
Rear Side Maximum Static Loading	2400Pa
Hailstone Test	25mm Hailstone at the speed of 23m/s

Temperature Ratings (STC)

Temperature Coefficient of Isc	+0.045%/°C
Temperature Coefficient of Voc	-0.230%/°C
Temperature Coefficient of Pmax	-0.280%/°C

LONGi

Web: www.longi.com

Specifications included in this datasheet are subject to change without notice.
LONGi reserves the right of final interpretation. (20240705V03)